
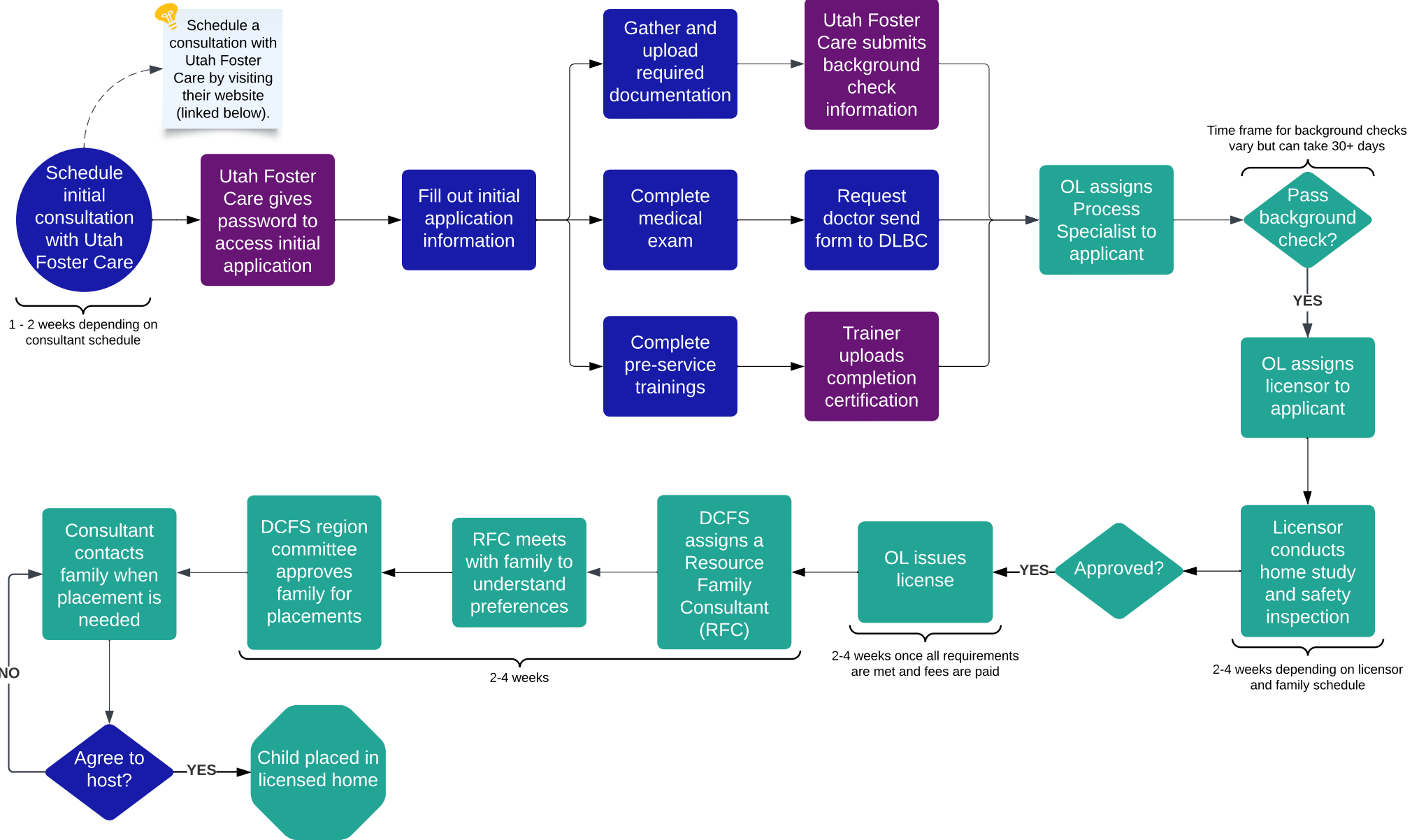


# Foster 1 - 3 Licensing

On average, the initial application process takes applicants 3 months

 Schedule a consultation with Utah Foster Care by visiting their website (linked below).



## Required Documentation

- Pre-Service training completion certification (uploaded by trainer)
- Medical exam (submitted by doctor)
- CPR & First Aid certification
- Income/Financial documentation
- 3 - 4 references and reference letters
- Proof of car insurance
- Emergency plan
- OL Questionnaire
- DACS Worksheet
- Signed Home Visit Checklist
- Signed Foster Care Agreement
- If applicable:
  - Marriage license
  - Immunization records








## Other Resources

- [Utah Foster Care website](#)
- [Binti](#) (Site to upload documentation for licensing)

## Workflow Tips

- Blue, underlined text has a clickable link
  - Blue sticky notes give tips or important information
  - Listed time frames are standard for DHHS processes when all requirements have been met, but they are not guaranteed
- Do not download this workflow. Workflows are subject to change. Always reference the DLBC site for the most up to date information.**

## Workflow Key

-  Applicant Action - Start Here
-  Applicant Action
-  Utah Foster Care Action
-  DHHS Decision
-  DHHS Action
-  DHHS Action - End of Workflow
-  Tip

## Acronyms

- DLBC - Division of Licensing and Background Checks
- DCFS - Division of Child and Family Services
- OL - Office of Licensing



A foster care license is not a guarantee of a child placement. If multiple families agree to host a child, DCFS will determine the best placement to meet the needs of the child.