



# ANNUAL REPORT 2018

CHILD AND FAMILY SERVICES | STATE OF UTAH



## TABLE OF CONTENTS

OUR MISSION	3
CHILD PROTECTIVE SERVICES	4
IN-HOME SERVICES	6
FOSTER CARE	7
KINSHIP CARE	8
ADOPTION	10
DOMESTIC VIOLENCE SERVICES	11
TRANSITION TO ADULT LIVING	13

Data collected in the report is captured within the fiscal year from July 1 to June 30. One exception in this report is the adult domestic violence services on page 12. This data is collected during the federal fiscal year from October 1 to September 30.

This report was prepared by the  
Utah Division of Child and Family Services,  
and can be found online at  
<https://dcfs.utah.gov/resources/reports-and-data/>

## Our vision

# Safe Children, Strengthened Families

At DCFS our mission is to keep children safe from abuse and neglect and provide domestic violence services by working with communities and strengthening families.

## Services we provide

**Child Protective Services** is a short term intervention to assess children regarding abuse, neglect and/or dependency. Services are provided to keep children in the home and families intact whenever safely possible.

**In-Home Services** keep children who have been assessed to be at risk of abuse and neglect safely with their parents. Services may include parent supports, child safety plan development and linking the family to community resources.

**Foster Care** is a temporary intervention for children who are unable to remain safely in their homes. Once a child is placed in the custody of Child and Family Services, the goal is to provide a safe, stable and loving environment until children can be safely reunited with their family. DCFS must consider placement with a non-custodial parent, relative, friend or former foster parent before considering other placements.

**Kinship Care** allows a child to stay in the care of a family member or friend who is willing to meet all of the child's needs, including working with the child's parents or guardian so they can return home, or providing a permanent home for the child in the event they cannot return home.

**Youth Services** provide support to youth ages 14 to 21 who are transitioning from foster care to adult living. The program utilizes a network of organizations and offers services including academic mentoring, financial planning, career preparation, and limited financial assistance.



**Adoption Services** support children who cannot reunify safely with their family. Children may be adopted by relatives, families who fostered them, or other families seeking to provide a loving home for the child.

**Prevention** of child abuse and neglect is a focus of DCFS through the support of community programs. These services include parenting classes, evidence-based home visitation programs, statewide community and school-based education presentations, support to grandparents raising grandchildren, and 14 crisis nurseries in local Family Support Centers across the state.

**Domestic Violence Services** funding is provided through DCFS to help support domestic violence shelters and outreach services, therapy for those who have been affected, education, and other resources including the state's domestic violence hotline: 1-800-897-5465.

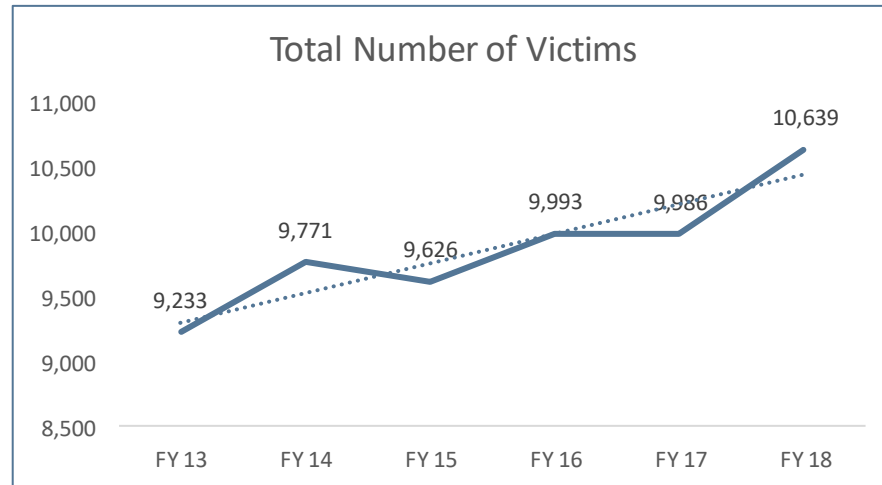
# CHILD PROTECTIVE SERVICES

The main purpose of Child Protective Services (CPS) is to assess the child's safety. They will also assess future risk of abuse and/or neglect for the child, and gather information about the strengths and needs of the family. This allows the caseworker, family, family supports and community professionals to determine what services, if any, will be the most effective in ensuring safety and reducing risk for the child.

When a report alleging child abuse and neglect is made to the 24-hour intake hotline, staff determine if it meets the statutory definition of child abuse, neglect or dependency, that requires a formal CPS assessment.

The CPS assessment will include the following:

- Interviews with the child, the child's parent(s) or guardian(s), and alleged perpetrator(s).
- Contact with the individual who made the initial report of abuse or neglect, any friends, relatives, or professionals that may provide relevant information regarding the family.



- A visit to the family's home.
- A review of any necessary documents, including DCFS case history, medical reports, police reports, etc.

At the completion of the CPS assessment, a finding for each allegation on the case will be made.

**Supported:** There is reasonable basis to conclude that abuse, neglect, or dependency occurred, even if the alleged perpetrator is unknown.

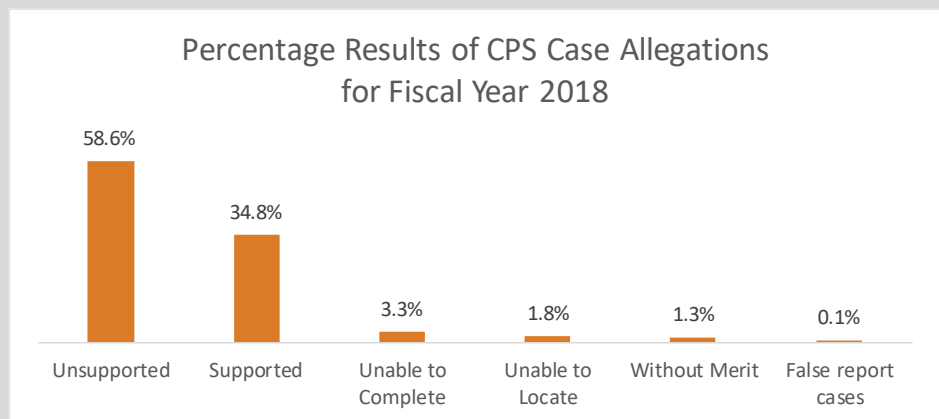
**Unsupported:** There is insufficient evidence to conclude that abuse, neglect, or dependency occurred.

**Without Merit:** There is evidence that abuse, neglect, or dependency did not occur and that the alleged perpetrator was not responsible.

**False Report:** A report of abuse or neglect made to Child and Family Services by a reporter (referent) who more likely than not knew the report was false when they submitted it.

**Unable to Locate:** The division is unable to make face-to-face contact with the alleged child victims despite making reasonable efforts to locate them.

**Unable to Complete:** There is insufficient information to make a finding due to the unknown whereabouts of the family despite making initial contact.

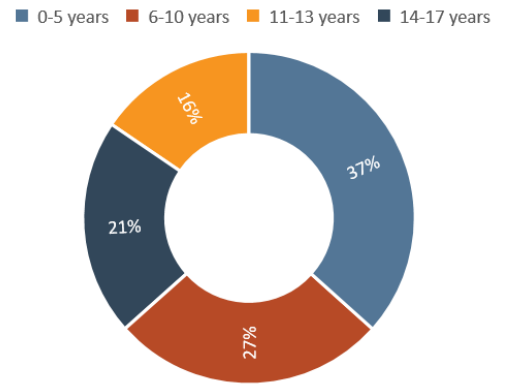


**CPS AT A GLANCE FOR FISCAL YEAR 2018:**

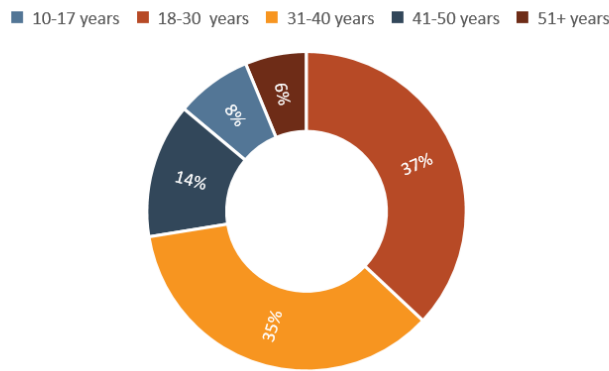
- **41,338 referrals** of abuse or neglect were received by Intake in FY 2018, with **21,513** accepted for CPS assessment.
- CPS found **7,618 cases** as supported for evidence of abuse, neglect and dependency.
- Of the total number of victims in FY 2018, **56 percent** were female.
- **68 percent** of the alleged perpetrators were the victim’s parents. **19 percent** were other relatives.
- **81 percent** of families that had a supported case of abuse or neglect were referred to community services;
  - ◇ **17 percent** received subsequent in-home DCFS services.
  - ◇ **13 percent** received subsequent foster care services.

- **26 percent** of supported abuse or neglect cases had alcohol or drug abuse as a contributing factor, as reported by the caseworker.
- Of the supported victims, **94.7 percent** did not experience repeat maltreatment within six months.

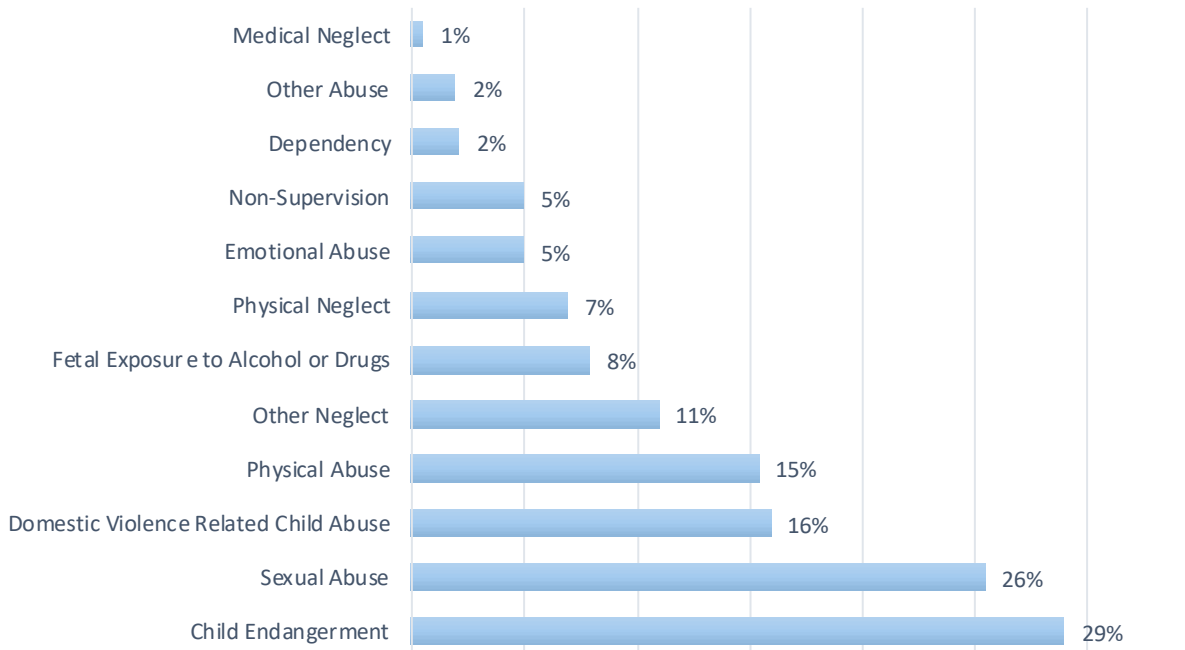
Victims by Age for Fiscal Year 2018



Perpetrators by Age for Fiscal Year 2018



**Percent of Supported CPS Cases by Allegation Type for Fiscal Year 2018**



The category of ‘Other Abuse’ includes: Dealing in material harmful to a child, pediatric condition falsification, and human labor trafficking. The category of ‘Other Neglect’ accounts for failure to protect, abandonment, educational neglect, environmental neglect, failure to thrive and sibling/child at risk.



# IN-HOME SERVICES

Child and Family Services believes that children should remain with their families whenever safely possible, and provides the following types of In-Home Services to families involved with DCFS when appropriate:

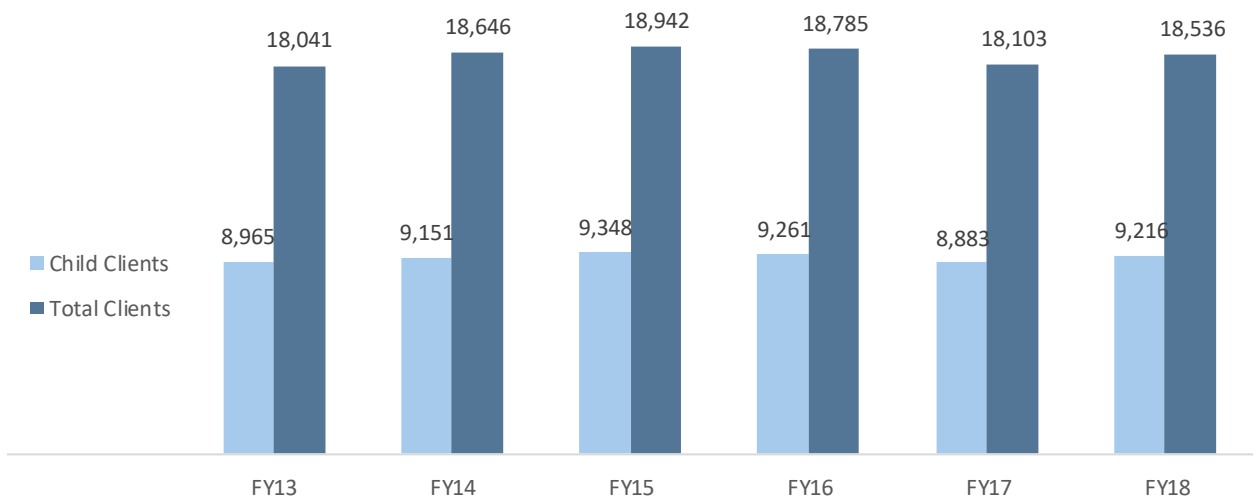
- Voluntary services (Protective Services Counseling).
- Court-ordered services (Protective Services Supervision).
- Intensive services (Protective Family Preservation). These intensive

services are provided to children who are at immediate risk of an out-of-home placement.

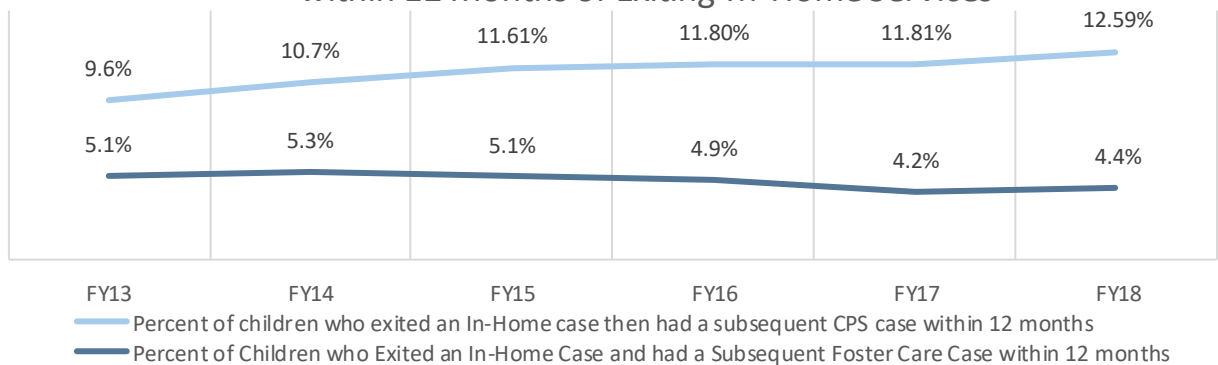
- Services can include teaching parenting skills, developing child safety plans, teaching conflict resolution and problem solving skills, and linking the family to broad-based community resources.



Number of In-Home Adult and Child Clients Served



Percent of Children who had a Foster Care or CPS Case Opened within 12 Months of Exiting In-Home Services



# FOSTER CARE

Foster care is provided to children who cannot remain safely in their homes. Children in foster care may live with relatives or with unrelated foster parents.

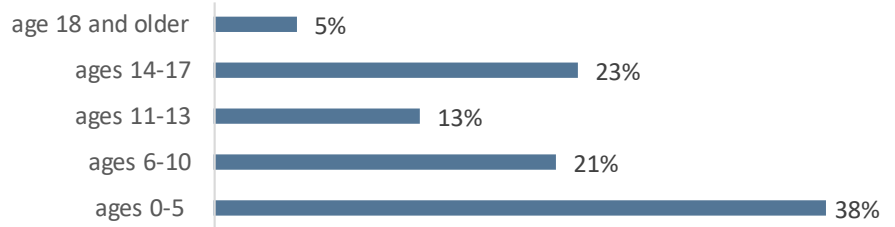
Foster care can also refer to placement settings such as group homes, residential care facilities, emergency shelters, and supervised independent living.

DCFS utilizes an evidence-based assessment tool to determine the recommended level of care for children in foster care, referred to as the Utah Family and Children Engagement Tool (UFACET). The UFACET has a built-in algorithm that utilizes identified patterns of need to determine an appropriate level of care for the child.

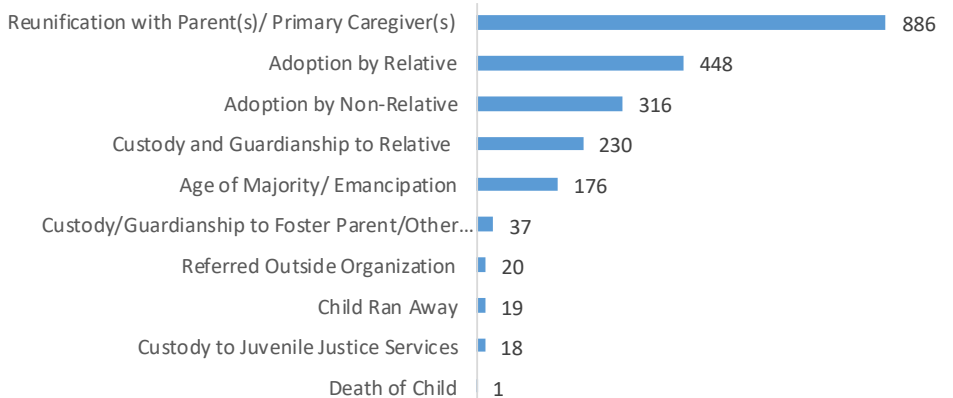
The first three levels, Level I, Level II, and Level III, are most frequently provided in foster family homes licensed by the DHS/ Office of Licensing (OL). Occasionally these services are provided to children in proctor homes, i.e. when foster family homes are not available or when siblings of a child in proctor care are placed together.

Children with severe emotional or behavioral difficulties that cannot be cared for in traditional family settings because of a need for more intensive supervision and treatment may be placed in higher levels of care (Levels IV, V, or VI) through contracts with licensed providers.

## Percent of Children in Foster Care by Age on 6.30.18



## Reasons Children in Foster Care Exited in Fiscal Year 2018



### FY 18 AT A GLANCE:

- **1,957** children entered foster care.
- **2,155** children exited care with **41.4 percent** reunifying with their parent(s) or primary caregiver(s).
- A total of **4,728** foster care youth were served during the year.
  - **72.2 percent** of new cases had substance abuse as a contributing factor to removal.
    - Median months in custody for children exiting during the year was **14 months**.
- **81 percent** of children in care less than 12 months had two or fewer placements.
- **94 percent** of children exiting custody in fiscal year 2017 did not have a subsequent custody episode within 12 months.
- Of child placements on June 30, 2018:
  - ◇ **82.9 percent** were in a family foster home, including licensed relatives.
  - ◇ **8 percent** were in a group home.
  - ◇ **7.5 percent** were in Individualized Residential Care.
  - ◇ **1.6 percent** were listed as a runaway or other.



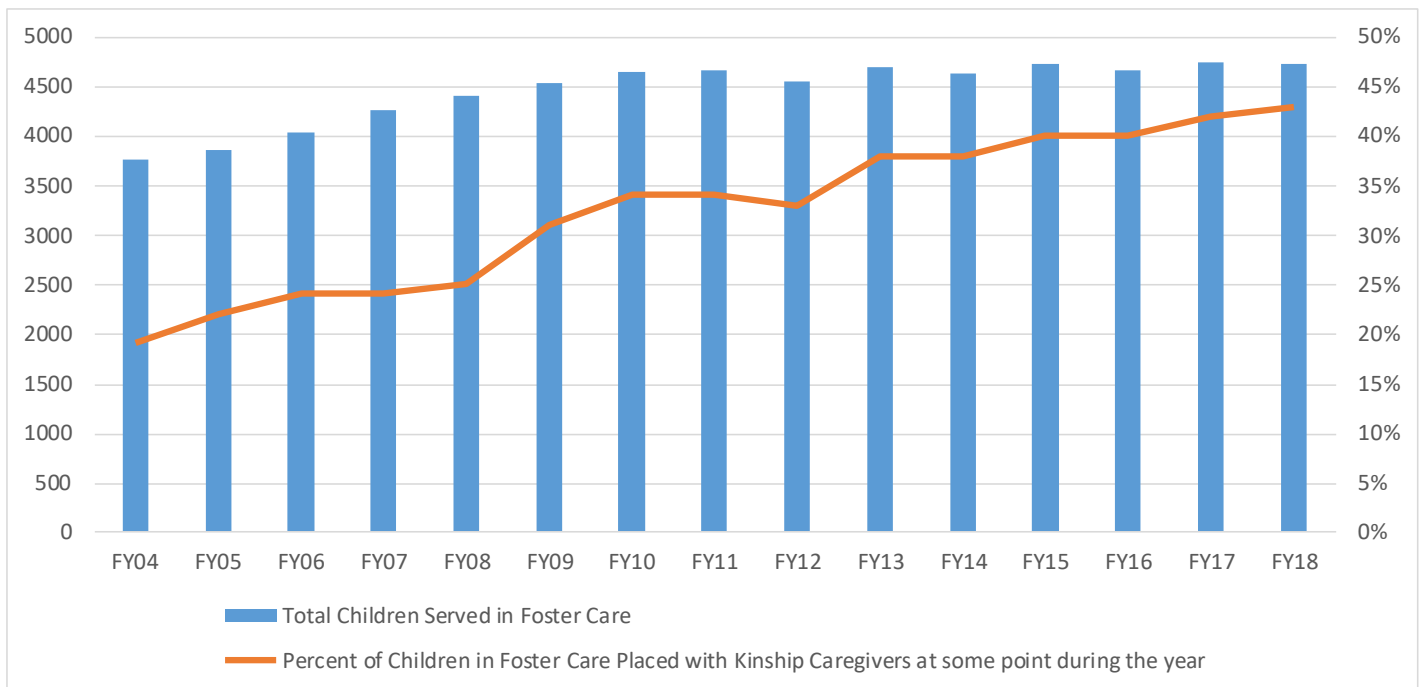
# KINSHIP CARE

The first priority for DCFS is to maintain a child safely at home. If a child cannot safely remain at home, kinship care has the potential for providing the elements of permanency by virtue of a relative's knowledge of, and relationship with, the family and child.

When selecting a placement for a child in the custody of Child and Family Services, preferential consideration is given to a non-custodial parent, kin, or friend of the parent or guardian, as established in law, subject to the child's best interests.

The Division makes active efforts to locate potential kinship caregivers for placement to build and sustain family connections for the child. In cases where reasonable efforts to reunify the child and parent were not successful, custody or adoption by a relative is pursued.

A relative is an adult who is a grandparent, great grandparent, aunt, great aunt, uncle, great uncle, brother-in-law, sister-in-law, stepparent, first cousin, stepsibling, or sibling of the child.





## Relationship of Kinship Caregiver to Children in Custody for Fiscal Year 2018\*

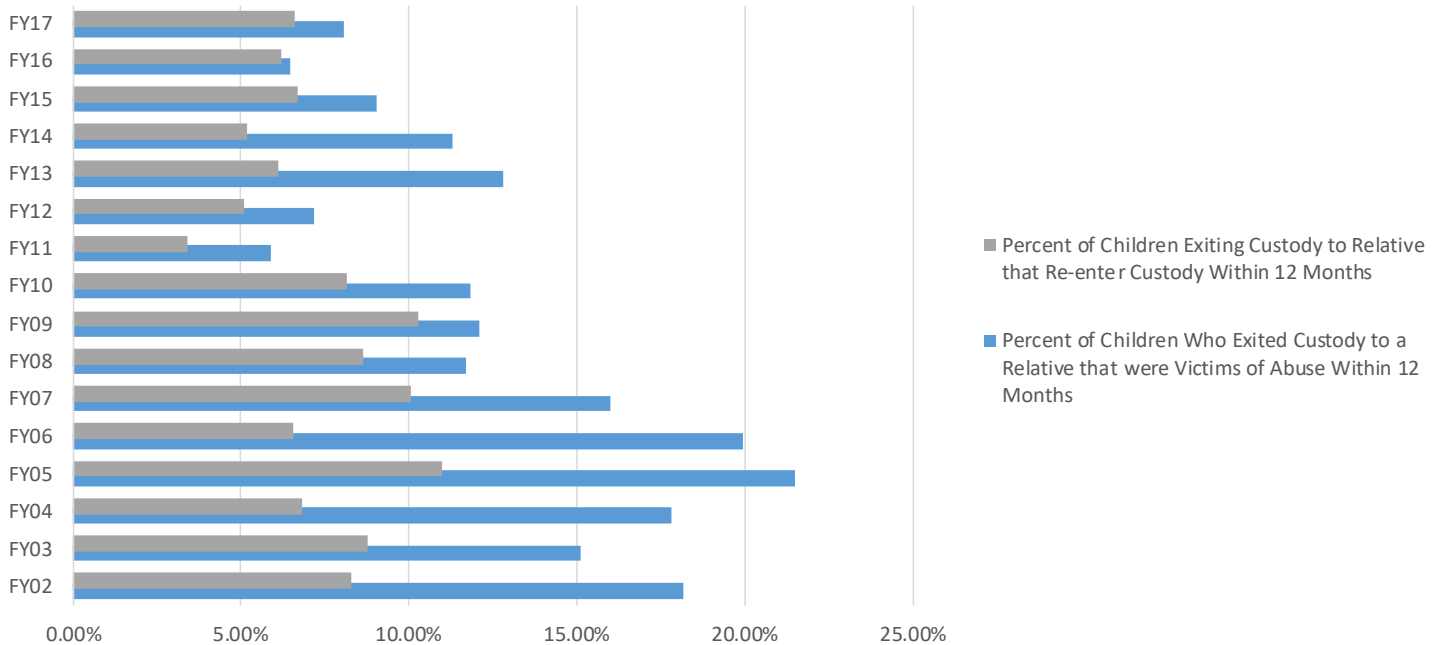
46 percent	Grandparent
40 percent	Aunt/Uncle
17 percent	Other**
3 percent	Sibling
2 percent	Non-custodial parent



\* Percentages in the chart below account for multiple placements, and so add up to more than 100 percent.

\*\*Other includes: first cousin, brother/sister-in-law, or friend/extended relative.

### Percent of Children Exiting Custody to a Relative Who Re-enter Custody/Are Victims of Abuse Within 12 Months

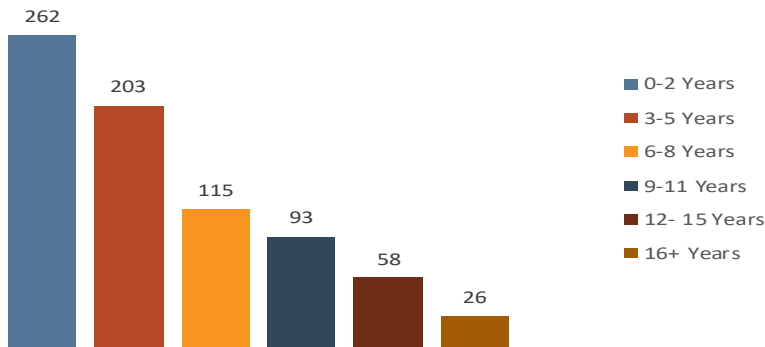


# ADOPTION

All children deserve safety and a permanent and loving family. When children are unable to safely return to their parent(s), adoption services are used to find a family that meets the needs of the child.



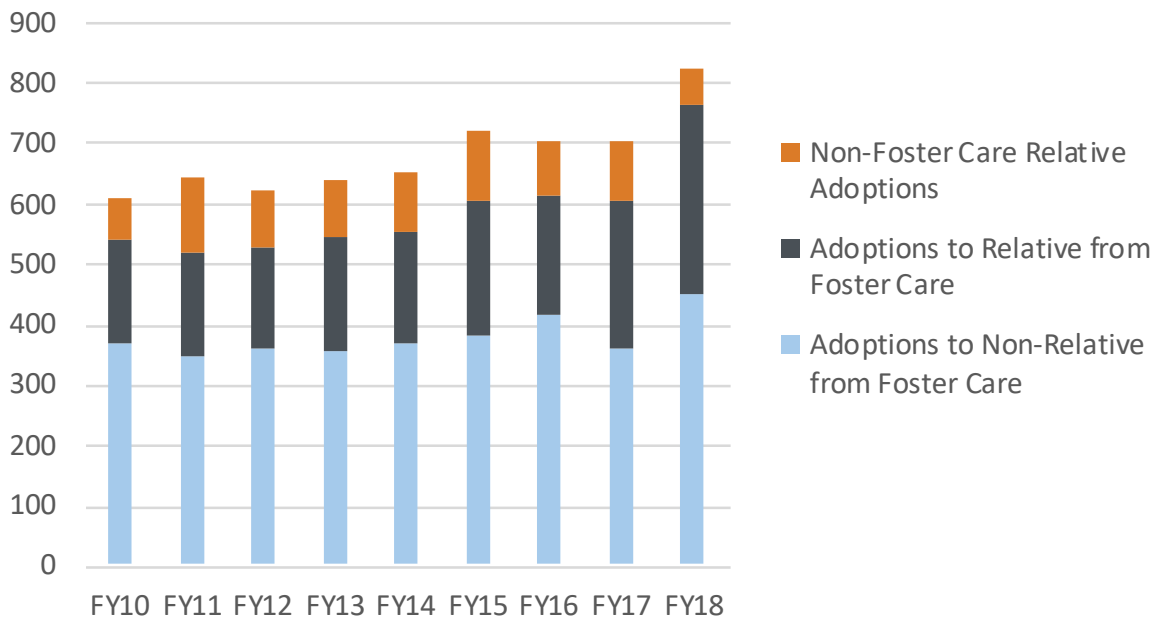
Number of Children Adopted from Custody by Age for Fiscal Year 2018



## ADOPTION AT A GLANCE FOR FISCAL YEAR 2018:

- **88 percent** of adoptive families were married couples, **11.6 percent** were single females and **less than 1 percent** were single males.
- There was a total of **825 adoptions** with **38 percent** involving adoptions to a relative from foster care.
- **16 months** was the median amount of time a case was open prior to a child's adoption.

## Number of Children Adopted

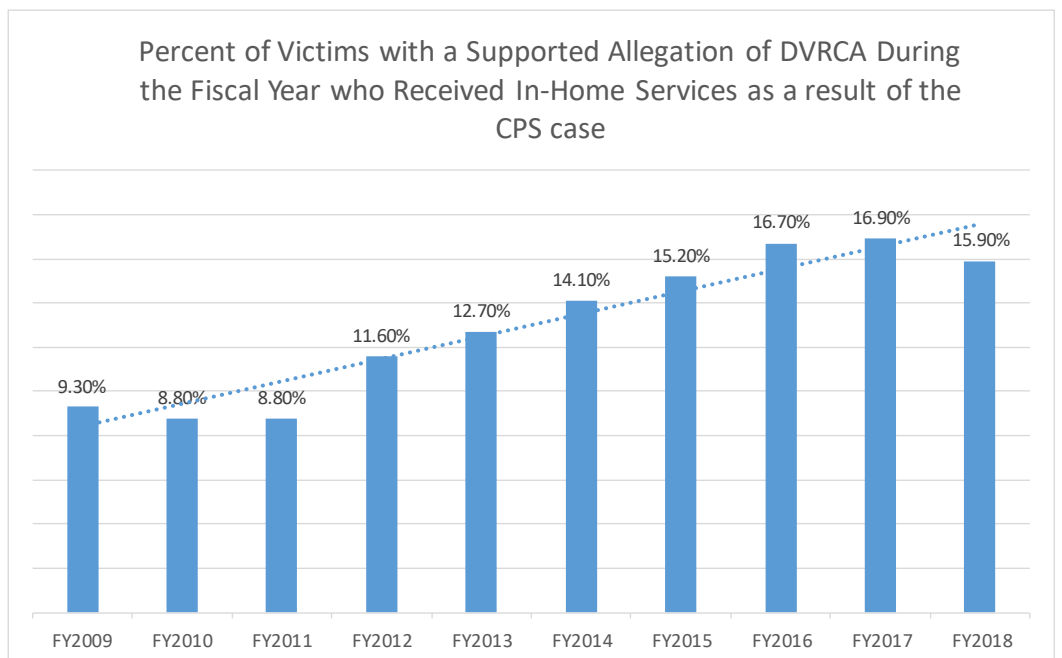
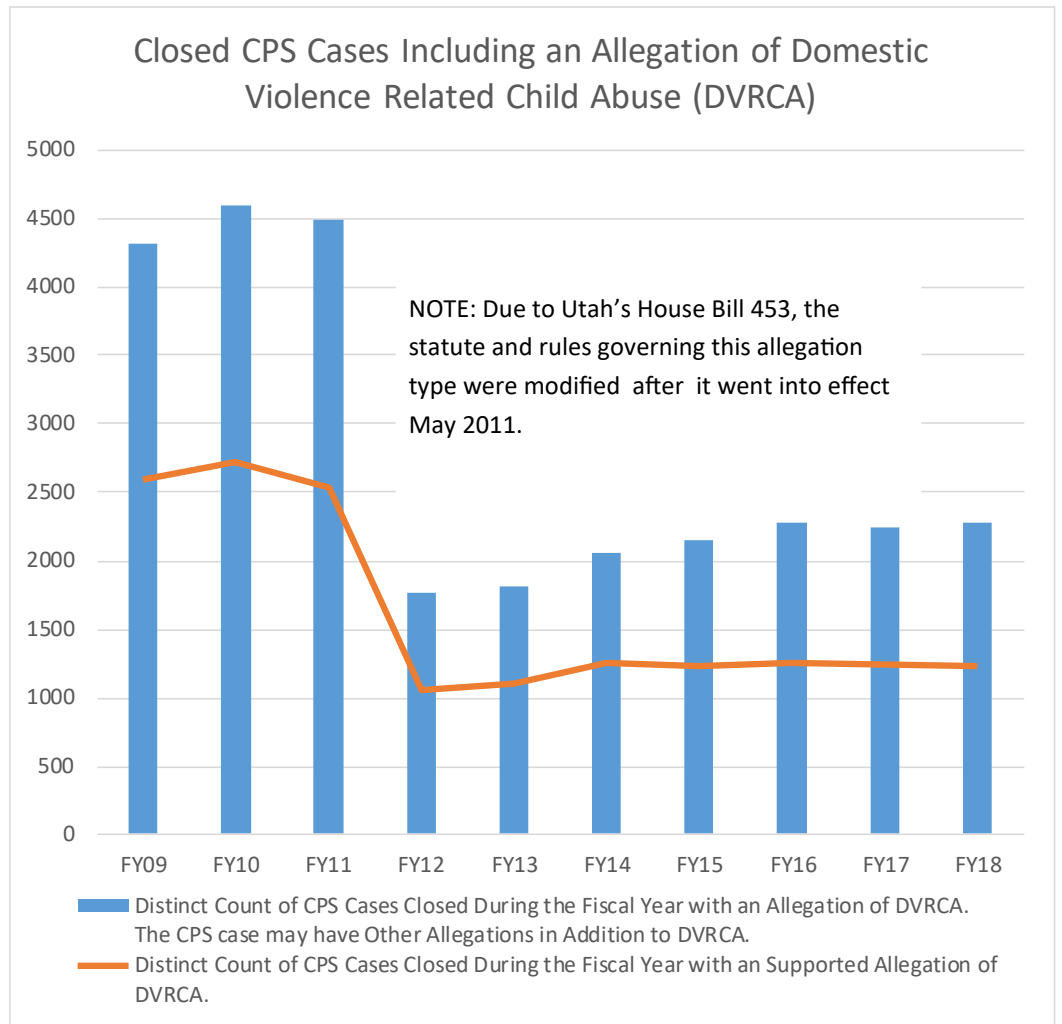


# DOMESTIC VIOLENCE SERVICES

Domestic violence causes harm to both adults and the children who are exposed to it. Children and families experiencing domestic violence may receive services through both child welfare programs and domestic violence programs. The safety, permanency and stability of children will be enhanced through the provision of trauma informed, sensitive services to their parents.

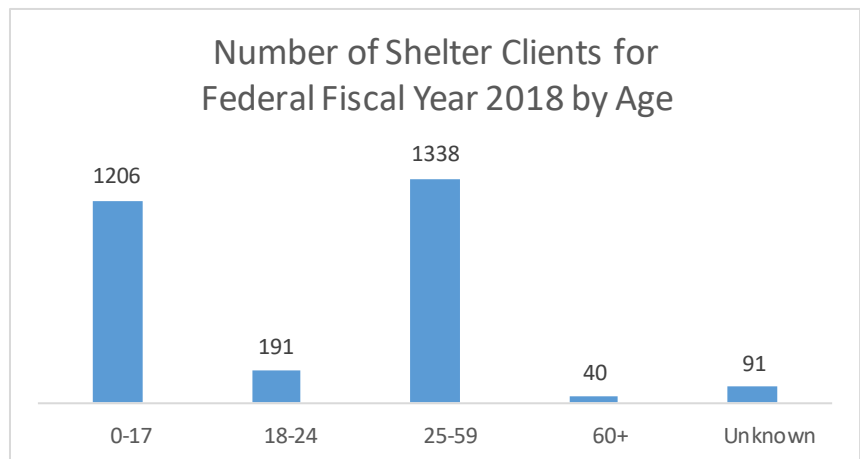
## FY 18 AT A GLANCE:

- There were **2,265 victims** with a supported allegation of Domestic Violence Related Child Abuse (DVRCA). **8.3 percent** received foster care services as a result of the CPS case.
- **3.5 percent** were the victim of repeat maltreatment within 6 months of the prior CPS case closing.
- Of the **1,026 removals** documented in closed CPS cases, **17 percent** included domestic violence as a contributing factor in the case.
- **13 percent** of total child removals documented domestic violence as a removal condition.
- **15.9 percent** of victims with a supported allegation of domestic violence received in-home services.
- **6.4 percent** of those receiving in-home services still required a subsequent removal of the child from the home to ensure safety.



**ADULT DOMESTIC VIOLENCE SERVICES  
AT A GLANCE FOR FISCAL YEAR 2018:**

- **50,655 Calls** from the Domestic Violence Crisis Hotline were received by shelters.
- **1,235 cases** supported for domestic violence related child abuse.
- **1,573** of the clients served in domestic violence shelters were women, **1,206** were children, and **66** were men.
- **158 cases** found homelessness/ economic disadvantage to be a contributing factor.
- **4,539 requests** for shelter went unmet.

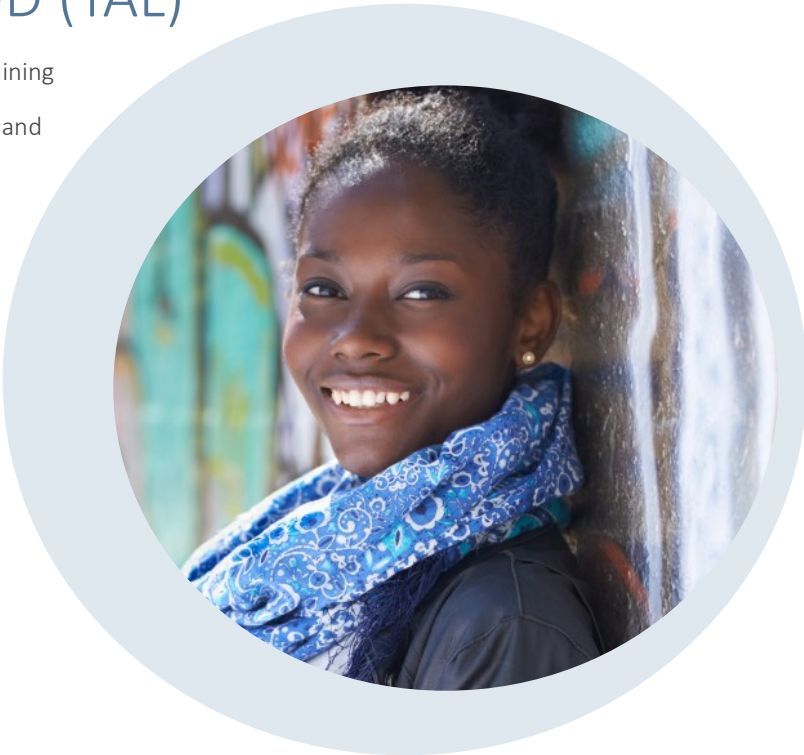


# TRANSITION TO ADULTHOOD (TAL)

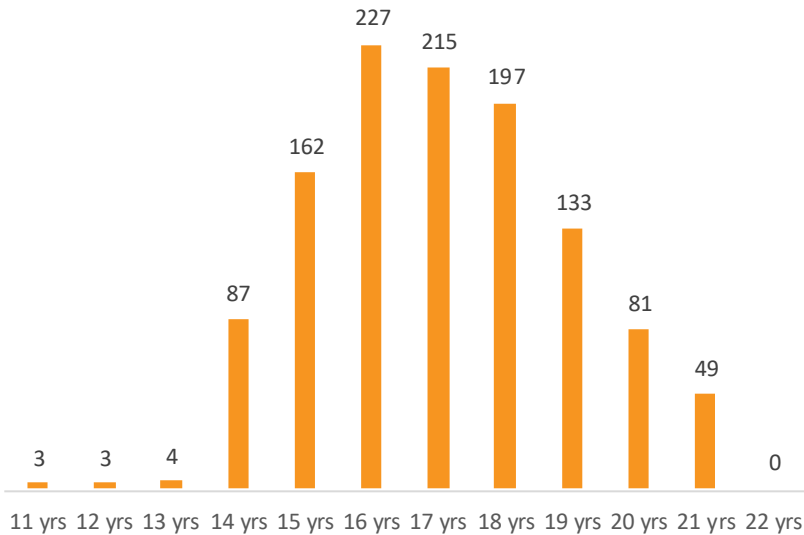
DCFS TAL services offer a network of care for youth ages 14 and up transitioning from foster care to adult living.

The goal of the program is to provide a strong foundation for success through a private/public network of organizations that assist youth through:

- academic mentoring
- career preparation
- financial planning
- basic life-skills training
- health education and risk prevention
- job training
- limited financial assistance



Count of Youth Receiving TAL Services Grouped by Age for Fiscal Year 2018



## TAL AT A GLANCE FOR FISCAL YEAR 2018:

- **28 percent** of children in custody were 14 and older.
- **63 percent** of youth emancipating from custody were 18.
- Of **1,171 youth** receiving services, **74 percent** was for Independent Living Needs Assessment.

TAL Services Received During Fiscal Year 2018





